



**Cape Cod Woodturners
Minutes and Newsletter
October 5, 2011**

Mike Gould opened the meeting at 7 p.m. with 26 members present. The September cookout at Grey's Beach was a success with 35 members and guests attending. The new club lathe has arrived and will be used tonight for our demonstrations—Delta 12.5, variable reversible speed, 1 HP motor, One Way chuck with both #2 and #1 jaws.



We are still looking for a cabinet approximately 36 x20" deep—contact Mike if you have access to one or know of a source. We also have a One Way Wolverine grinder jig.

The **treasury** currently has approximately \$1500 following the purchase of the lathe and accessories for \$1113. We got about 30% off the list price from Wood Craft in Woburn. Annual dues are due soon—please get your \$20 to Howard ASAP.

There will be a board planning meeting next week. Some big name turners are coming to New England and we are investigating also having them for a weekend demonstration.

Woodchucks Gallery on 6A in Brewster and Mariposa Gallery on 6A in Sandwich are looking for turned items for sale in their galleries—a good opportunity!

Check the **club website** for updated information and previous newsletters--
www.capecodturners.org.

Contact Dennis Daudelin with any suggestions or additions.

The **program committee** of Jim Silva, Clarke Buchanan, and Bob Reynolds announced that:

- November's demonstrations will be an angel and an ornament TBA
- December will be the Holiday Party on 12/7, starting at 6:30, at Sam Diego's in Hyannis. There will be a swop of a turned piece that should be brought wrapped with a string attached. Spouses/significant others are all welcome. RSVP to Mike.

Show and Tell—please bring your successes and problems to share!



Laminated bowl



Lidded holly bowl with inlay top




Tobey Lorenzen and Chris Horne with their coring rig and 5 bowls from one burl



For Sale:

Ray Gilligan has a large array of items for sale as one lot—price \$2000. Contact him at (508) 563-3878 or rayjayg@gmail.com.


Oneway Wolverine Grinding Jig (no grinder), Oneway dressing jig, Oneway Stronghold chuck with 1” chuck spur, Oneway Mastercut turning handle 5/8 and 1/2, Oneway Mastercut 5/8 gouge, Oneway Mastercut 3/8 gouge, Sorby bead forming tool, Sorby hollowing tool, Sorby HSS turning tools 1/4”, 3/8”, and 1/2”, Henry Taylor round point scraper, Exocet hollowing tools, handle and 2 bars, straight and offset, Drill chuck, 3” faceplate, thickness caliper, outside caliper, French curl tool rest, Tailstock live center, Spindle adapter 1 1/4 to 1”, large bowl guiding system, Extra set of HSS turning tools. Lathe unit is mounted on Delta supplied wheel mobility kit for easy movement in shop.



Next meeting—Wednesday, November 2, 2011 at 7 p.m.

Demonstrations

Jim Silva's bell ornament



Drilling out the bell to start the hole




Support the bell gently while turning stem



Sand and finish as you go—can't go back!

Dennis Daudelin's Purple Sea Urchin Ornament



Shaping the top finial



Testing the fit on the top



Top glued in place



Shaping pendant



Pendant ready to glue

